



RIDER SAFETY & ACCESSIBILITY GUIDE

Where families come together to Create Memories Worth Repeating®

WELCOME

Dollywood's Splash Country® proudly offers a wholesome, family fun environment for our Guests, and we are here to help Create Memories Worth Repeating® for you and your family.

We are committed to providing a safe and enjoyable environment for our Guests. This Rider Safety & Accessibility Guide provides information on the recommendations and restrictions for each attraction. Please carefully read through this guide to learn more about the services we provide, as well as particular attraction information.

Additionally, we have included specific information for Guests with disabilities. This information provides a clear outline of the accommodations at each attraction, as well as the physical requirements for entering or exiting ride vehicles and other attraction areas. It is important to note that, although all of our Hosts are eager to make your day as pleasant as possible, they are not trained in lifting or carrying techniques and therefore cannot provide physical assistance. We suggest that Guests with disabilities bring a companion who can provide any physical assistance that may be needed.

To maintain the park's family atmosphere, we ask that all Guests be courteous to other Visitors and Hosts. Please abide by all rules and safety information posted throughout the park or provided by our Hosts.





Please Note: The information in this Guide is subject to change.

Thank you for your consideration. We hope you Love Every Moment of your day at Dollywood's Splash Country.

RIDE RATING SYSTEM

A Ride Rating Program has been designed which provides a scale for rating the thrill factor of each ride. The intent is to provide a scale to guide park Guests in determining which attractions to ride based on their own experience level, physical condition, and abilities.

Each ride/attraction is placed into one of three categories:

Attraction Rating Category	Ride Symbol	Description
Low speed and/or shallow water		Passive water fun for those who just want to get wet and relax. For supervised toddlers and youngsters, seniors, handicapped or partially health limited Guests.
Moderate thrill and/or water depth to 48"		For inexperienced riders, beginner swimmers, supervised partially handicapped and supervised children. Some rider control and maneuvering required and not recommended for toddlers.
Aggressive ride action requiring ride control and/or strong swimming skills		For Guests having no medical restrictions. Deep water may be encountered. Physical activity may be strenuous.
High thrill or deep-water attraction		Can be stressful to those who fear heights, high speed, or enclosed spaces. Not recommended for anyone with any kind of health or medical limitation.

Ride Warning Signs can be found at the entrance of each ride to help determine the attractions that are suitable for Guests based on their abilities. You will see the following symbols used throughout the Attraction Information Section and our Ride Warning Signs:



HEART TROUBLE



HIGH BLOOD PRESSURE








BACK OR NECK INJURY



RECENT INJURY OR ILLNESS



PREGNANCY

	Guests must transfer to a manual wheelchair.
	Guests may remain in their standard wheelchair throughout the attraction experience (This does not apply to Electric Convenience Vehicles (ECV) or motorized wheelchairs at any of the ride attractions) It also identifies disability entrances throughout the Park.
	Guests who use a standard wheelchair or electric convenience vehicle (ECV) must transfer from their vehicle to a ride vehicle.
	Guests who use a standard wheelchair or electric convenience vehicle (ECV) must be able to leave their vehicles and walk or be assisted by their companion to the ride entrance.
	Guests must be of the indicated height to experience this attraction.

RIDER REQUIREMENT DEFINITIONS

TO RIDE, YOU MUST BE ABLE TO:

All Riders Must Meet Ride Height Requirement: The Guest, including those using a wheelchair or other mobility device, must meet the height requirement set for each attraction. Height requirements are posted at each attraction.

Guests can measure their height using the ride height stand located at the entrance of each ride or stop by Centralized Measuring located at the Splash N Dash Sundries in the middle of the park.

Ability To Exhibit Independent Seated Postural Control Under The Dynamic Conditions Of The Attraction: The individual must have the body and spinal control to sit upright without the aid of other individuals or devices. The individual must also have sufficient muscle control to support their head, neck and upper torso during the course of the attraction, including the dynamic motion of the attraction. Certain attractions require the ability to form a saddle posture with the individual's thighs.

Ability To Hold On Or Brace: Ability to use one's arms to maintain a grasp on an assist bar and support one's body during normal and emergency procedures on an attraction and to use one's legs to brace to maintain a seated position during the forces of the attraction.

Ability To Hold On With Two Functioning Arms: Ability To Hold On With Two Functioning arms as defined above.

Ability To Hold On With One Functioning Hand: A functioning hand is an extremity or prosthesis that protrudes from the arm, has fingers, exhibits the ability to grip and is strong

enough to allow the individual to maintain the proper riding position throughout the duration of the attraction. Any hand prosthesis must remain properly secured under the dynamic forces of the attraction. Due to manufacturer requirements, some attractions may exclude prosthetics.

Ability to Hold On With Two Functioning Hands: Ability to grip with two functioning hands as defined above.

Appropriate Observed Behavior: Individual demonstrates appropriate observed behavior indicating a willingness and ability to participate and/or follow rider requirements. Appropriate observed behavior may include, but not be limited to, maintaining proper riding position, attention and compliance to safety instructions, proper use of all attraction safety equipment and a willingness to participate.

*For Guests with upper body deficit/limited mobility, Dollywood's Splash Country offers a limited number of accessible tubes for use in Downbound Float Trip and Mountain Waves only. Please see a Host for additional information.

CASTS, BRACES AND WALKING BOOTS

Guests with arm casts or braces on their upper extremities may ride all rides with the exception of:

- Mountain Twist
- Slick Rock Racer
- TailSpin Racer

Guests with walking boots may ride all rides with the exception of:

- Fire Tower Falls
- Bear Mountain Fire Tower (slides)
- Little Creek Falls (slides)
- Mountain Scream
- Swift Water Run
- The Butterfly
- Wild River Falls

LIMB REQUIREMENTS, AMPUTATIONS & PROSTHETICS

Guests with prosthesis or loss of limb are encouraged to visit Guest Services or the Hospitality Booth prior to riding an attraction. A Host will review the individual rides and attractions with you and explain the specific rider requirements for each.

For additional information please contact (865) 429-9958.

RIDER SAFETY

For your safety and the safety of others, always face forward, keeping your hands and feet inside the ride vehicle at all times. Remain seated until the ride comes to a complete stop and you receive instructions to exit the vehicle.

You may finish food and drinks while waiting in line. However, eating, drinking or chewing gum/candy while riding is prohibited.

FAILURE TO COMPLY WITH ANY SAFETY RULES OR RESPONSIBILITIES WILL RESULT IN RESTRICTIONS TO A RIDE/OR PARK ACCESS.

MAGNETIC FIELDS

The magnetic fields are generally confined to the equipment and should pose no concern as Guests are not exposed to the proximity of the fields.

MEDICAL RESTRICTIONS

Dollywood's Splash Country® does not know your medical history or restrictions. Please read all health and safety requirements for each attraction as they are not all the same.

IF IN DOUBT, DO NOT RIDE! If you suspect your health could be at risk for any reason, or you could aggravate a pre-existing condition of any kind, do not ride.

We encourage you to watch the attraction prior to choosing to ride.

LOOSE ARTICLES

No loose articles are permitted. All loose articles must be placed in the designated storage area or left with a non-rider. Cell phones, cameras and video equipment are not permitted on the attraction. Only those items secured in a pocket or hip pack around an individual's waist are permitted, provided they do not interfere with the proper riding position or cause hazard to Guests, employees and/or the attraction.

Individuals wearing headwear for religious reasons may be asked to secure it to their head or shoulders. However, any heavy, large or loose, or brimmed religious headwear is not permitted.

Dollywood's Splash Country® is not responsible for articles that are lost, damaged or stolen. Standard and family-sized lockers are available to rent throughout the park.

LOST ITEMS

Never attempt to recover a lost item while riding. Notify a Host for assistance and we will do everything we can to recover your property as quickly as possible. Please note items may not be recovered until the next day or they may not be found.

EVACUATION

Evacuations may be required in the unlikely event of mechanical difficulties or inclement weather. In that event, riders may be required to travel down steeply inclined ramps or steps. Guests requiring assistance may be escorted last in order to expedite the evacuation.

process. Please consider these factors when deciding to ride.

RE-RIDE POLICY

Our rides are designed and timed to ensure the safety of our Guests. It is required by our ride manufacturers, independent ride safety consultants, and Dollywood's Safety Director, that all Guests stand up and exit after riding designated high thrill rides and some designated moderate rides, allowing the body systems to reset to normal prior to riding again. Guests who comply with ride safety requirements are welcome to ride as many times as they wish during their visit, but they must exit the ride vehicle and rejoin the line each time to do so.

PREGNANCY

Guests who know or believe they may be pregnant should follow all rules, guidelines and restrictions listed for each ride. Those who are pregnant should not ride a ride that specifically lists pregnancy as a rider restriction. Please closely review all rules and guidelines at the entrance of each ride.

OXYGEN TANKS

We apologize but due to the forces, speeds and movements of our rides, oxygen tanks are not permitted on our outdoor attractions.

INFORMATION FOR GUESTS WITH DISABILITIES

ADMISSION

Due to ADA regulations we do not offer a discount for Guests with disabilities or pregnant women. Regular admission ticket and Season Pass prices apply. (Prices are subject to change without notice).

Accessible ticket windows are located at the Front Gate.

CALMING AREA

A Calming Area has been created for helping our Guests with special needs that may have a sensory overload while visiting us at Dollywood's Splash Country®. The Calming Area is a private, gated environment with natural surroundings, rocking chairs, therapy balls, a chalk board, and a weighted lap pad.

To gain access to this area when you visit the park, stop by Splash & Dash, the Hospitality Booth, or the Safety Office and a Host will assist you.

DOLLYWOOD'S DREAMMORE RESORT TROLLEY

Guests staying at Dollywood's DreamMore Resort have complimentary trolley transportation to and from Dollywood and Dollywood's Splash Country®. Wheelchairs and Electric Convenience Vehicle (ECV) are permitted on the Trolleys. Please see the Trolley Host for assistance.

DROP-OFF & PICK-UP AREA

For Guests using wheelchairs or Electric Convenience Vehicle (ECV), we suggest using the Guest Drop off & Pickup Area located at the front gate entrance.

PARKING

Van accessible spaces are available. Parking is filled on a first-come, first-served basis and may reach capacity early on some operating days. If the disability parking area is unavailable, the Guest Drop-off & Pick-up area adjacent to the park entrance may be utilized for ease of dropping off and picking up Guests. Standard vehicle and RV parking fees apply unless Guest is a Dollywood's Splash Country Gold or Super Gold Passholder.

All vehicles parked in a marked disabled parking space must have a government-issued license plate or displayed disabled parking tag. Without proper permits violators may be subject to fines issued by the City of Pigeon Forge Police Department and/or towing of the vehicle at the owner's expense.

RESTROOMS

All restrooms have wheelchair accessible facilities and are located throughout the park. Refer to the Park Map for locations.

Companion Care/Family Restrooms are located at Big Bear Plunge and Fire Tower Falls.

SERVICE ANIMALS

Trained service animals are welcome at Dollywood's Splash Country®. Under the ADA, service animals are limited to dogs and miniature horses that have been individually trained to do work or perform tasks for the benefit of the individual with a disability. Comfort animals, emotional support animals, or therapy animals are not service animals according to ADA regulations and these animals are not permitted in the Park. Service animals must remain on a harness or leash no longer than four feet and under the control of their handler at all times and be house broken. If at any time a service animal's behavior is out of control, the Guest will be asked to remove the service animal from the Park.

Tennessee State Pool Regulations do not allow animals, including service animals, in public swimming venues. The ADA does not override public health rules that prohibit dogs in swimming pools. Service animals are allowed on pool decks and other areas where the public is allowed to go.

VISION IMPAIRMENT

COMPANION ASSISTANCE

Due to the mountainous park terrain, Dollywood's Splash Country® recommends that anyone legally blind or who has vision impairments enjoy the park with a companion.

SPECIAL DIETARY NEEDS

Dollywood's Splash Country has options for our guests with special dietary needs including vegetarian, gluten free, and sugar free options. Please inform the cashier about all special dietary needs.

When food is picked up, please ensure your order is correct and you have the correct

condiments. Please allow for additional wait time as many of these items are prepared only when ordered.

[CLICK HERE](#) to download a copy of the Special Dietary Needs Guide.

GLUTEN FREE DIET

- Fruit Cups – Campsite Grill, Berries & Cream, Watering Hole, Dogs and Taters, Cascades Concessions
- 1/3 lb Cheeseburger* – Campsite Grill
- Cheese Pizza* – Campsite Grill
- Strawberry Spinach Salad – Watering Hole, Cascades Concessions
- Chef Salad* – Watering Hole
- Caesar Salad* – Watering Hole, Cascades Concessions
- Nachos & Cheese – Dogs N Taters, Watering Hole

VEGETARIAN/LIGHTER OPTIONS

- Strawberry Spinach Salad – Watering Hole, Cascades Concessions
- Chef Salad* – Watering Hole, Cascades Concessions
- Caesar Salad* – Watering Hole, Cascades Concessions
- Cheese Pizza – Campsite Grill
- Fruit Cups – Campsite Grill, Berries & Cream, Watering Hole, Dogs and Taters, Cascades Concessions
- Cheese Breadsticks – Campsite Grill
- Black Bean Burger – Campsite Grill

SUGAR FREE OPTIONS

- Diet Coke – all fountain and bottled beverage locations
- Caffeine Free Diet Coke – Fill & Chill by Downbound Float Trip (Lazy River)
- Coke Zero – Campsite Grill, High Country Provisions, Dogs N Taters, Cascades Concessions, and all Fill & Chill locations
- Unsweetened Tea – Campsite Grill, Watering Hole, High Country Provisions
- Grape Sno-Cone – Fill & Chill by Downbound Float Trip (Lazy River)

*This item can be prepared to the specifications of the Guest's dietary needs, with certain restrictions. Please allow time for special preparation.

Guests with dietary conditions should discuss any specific concerns with the server prior to ordering.

NUT ALLERGY

Look for the sign “Nut Products Located Here” at front door entrances of our stores or on the preview menus located outside the restaurants.

For additional information please contact our Foods Department at (865) 429-9914.

GENERAL INFORMATION

FIRST AID

We have a First Aid station for your convenience which is identified on the Park Map by the First Aid symbol. Licensed EMTs provide additional coverage throughout the Park. Please contact the nearest Dollywood's Splash Country® Host who will notify First Aid to respond for assistance.

Middle of park under Big Bear Plunge

Guests bringing medications that must be refrigerated and/or extra oxygen bottles may leave these items in any First Aid Office. Please clearly label medications and other personal belongings with the responsible party's name, address, phone number, and the date. ID is required to retrieve items.

If no one is at First Aid, please use the telephone located outside the First Aid door for assistance.

FOOD & BEVERAGE POLICY

After careful consideration of park policies across the nation, consultation with health and safety experts and much consideration of the welfare of our Guests and Hosts alike, we are unable to allow coolers, food or drinks into Dollywood's Splash Country®. Although we do not allow food or drink to be brought into the Park, Dollywood's Splash Country® offers a wide variety of delicious foods available at our restaurants and snack vendors. Guests with special dietary needs please refer to the Special Dietary Needs section in the guide.

GUEST SERVICES

Guests Services is located to the right of the ticket windows. Hosts can provide a variety of services and additional information on amenities available at the park.

MOBILITY DEVICES, SEGWAYS® & GOLF CARTS

Dollywood's Splash Country® is committed to providing Guests a safe and enjoyable experience. Because of different pathway configuration and terrain as well as large crowds that include small children and strollers, we regret that we cannot permit the use of golf carts, two-seat ECV's, ECV bicycles, tricycle child carts or two-wheeled, self-balancing electric vehicles such as Segway's®.

Devices must be manually or electrically powered and operated at a walking pace. Devices should be single rider and not exceed 36" (92 cm) in width and 52" (132 cm) in length. No passenger carriers and/or trailers of any type may be attached to a mobility device. Dollywood's Splash Country® reserves the right to deny entry to any mobility device deemed unsafe for use in the park.

Dollywood's Splash Country® does offer wheelchairs for rent. Additional information can be found under Wheelchair Rental section of this guide.

PARENT SWAP

At Dollywood's Splash Country, Parent Swap is available at RiverRush only because other

attractions start and end at different locations. The Parent Swap program is designed to accommodate groups with younger children who do not meet the minimum height requirement for a ride. To participate, the entire party should enter the main ride queue and inform the ride Host that you wait with someone 16 years or older from your party.

After the first ride is completed, the adult who waited with the child will be allowed to ride.

PARK TERRAIN

Although the natural terrain of the Smoky Mountains adds to the beauty of the Dollywood's Splash Country® landscape, it can be more challenging to navigate due to the hills and valleys.

SMOKING & VAPING

As we strive to accommodate all our Guests, designated smoking/vaping areas have been established throughout Dollywood's Splash Country® and are indicated on the Park Map.

WHEELCHAIR RENTAL

Wheelchairs are available at Guest Services located at the main entrance.

Rentals are on a first-come, first-served basis. Quantities are limited. Operator must be at least 16 years of age. Operators 16-18 years of age must have a parent or legal guardian at least 21 years of age sign the rental agreement. Rentals cannot be carried over to the next day (on an "After 3 p.m., Next Day Free" ticket).

Reservations may be made 48 hours prior to arrival with our convenient purchasing process by going to the Dollywood's Splash Country® website.

Please note: Dollywood's Splash Country does not rent Electric Convenience Vehicles (ECVs).

ATTRACTION INFORMATION


BEAR MOUNTAIN FIRE TOWER

Bear Mountain Fire Tower is an interactive, multi-level play structure featuring various water-based activities including slides.

ALL RIDERS MUST MEET THE FOLLOWING RIDE REQUIREMENTS


- Ability To Exhibit Independent Seated Postural Control Under The Dynamic Conditions Of The Attraction
- Appropriate Observed Behavior

ATTRACTION RATING

Attraction Rating Category	Ride Symbol	Description
Moderate thrill and/or water depth to 48"		For inexperienced riders, beginner swimmers, supervised partially handicapped and supervised children. Some rider control and maneuvering required and not recommended for toddlers.

ACCESSIBILITY

This attraction has wheelchair accessible access to the water features on the ground. There are multiple entrances to the slides through multiple flights of stairs and rope climbs.

	Guests who use a standard wheelchair or electric convenience vehicle (ECV) must be able to leave their vehicles and walk or be assisted by their companion to the ride entrance.
--	--

HEALTH RECOMMENDATIONS




BIG BEAR PLUNGE

Raging River Rapids is a high thrill ride with strong acceleration and deceleration and fast rotating turns in an open flume. Riders are seated in a large raft and will splash into a splash pool with a water depth of 3’.

ALL RIDERS MUST MEET THE FOLLOWING RIDE REQUIREMENTS

- Ability To Exhibit Independent Seated Postural Control Under The Dynamic Conditions Of The Attraction
- Ability to Hold On With One Functioning Hand
- Appropriate Observed Behavior

ATTRACTION RATING

Attraction Rating Category	Ride Symbol	Description
High thrill or deep-water attraction		Can be stressful to those who fear heights, high speed, or enclosed spaces. Not recommended for anyone with any kind of health or medical limitation.



HEIGHT REQUIREMENT



Guests must be at least 36 inches tall to ride. Guests under 48 inches must be accompanied by an adult at least 16 years old.

ACCESSIBILITY

There is one entrance to this attraction through a queue line and up multiple flights of stairs.

	Guests who use a standard wheelchair or electric convenience vehicle (ECV) must be able to leave their vehicles and walk or be assisted by their companion to the ride entrance.
	Guests must be of the indicated height to experience this attraction.

HEALTH RECOMMENDATIONS



HEART TROUBLE



HIGH BLOOD PRESSURE



BACK OR NECK INJURY



RECENT INJURY OR ILLNESS



PREGNANCY


THE BUTTERFLY

The Butterfly is a high thrill ride on open flume high-speed body slides that end by splashing into a 3' 6" deep pool.

ALL RIDERS MUST MEET THE FOLLOWING RIDE REQUIREMENTS

- Ability To Exhibit Independent Seated Postural Control Under The Dynamic Conditions Of The Attraction
- Appropriate Observed Behavior

ATTRACTION RATING

Attraction Rating Category	Ride Symbol	Description
High thrill or deep-water attraction		Can be stressful to those who fear heights, high speed, or enclosed spaces. Not recommended for anyone with any kind of health or medical limitation.



HEIGHT REQUIREMENT



Guest must be at least 48 inches tall to ride.

ACCESSIBILITY

There is one entrance to this attraction which is wheelchair accessible. However, there is only one exit for this attraction up one flight of stairs.

	Guests who use a standard wheelchair or electric convenience vehicle (ECV) must be able to leave their vehicles and walk or be assisted by their companion to the ride entrance.
	Guests must be of the indicated height to experience this attraction.

HEALTH RECOMMENDATIONS



HEART TROUBLE



HIGH BLOOD PRESSURE



BACK OR NECK INJURY



RECENT INJURY OR ILLNESS



PREGNANCY


THE CASCADES

The Cascades is a family leisure pool featuring a zero-depth entry, a grotto waterfall, water features and two low-speed body slides.

ALL RIDERS MUST MEET THE FOLLOWING RIDE REQUIREMENTS


- Ability To Exhibit Independent Seated Postural Control Under The Dynamic Conditions Of The Attraction
- Appropriate Observed Behavior

ATTRACTION RATING

Attraction Rating Category	Ride Symbol	Description
Low speed and/or shallow water		Passive water fun for those who just want to get wet and relax. For supervised toddlers and youngsters, seniors, handicapped or partially health limited Guests

ACCESSIBILITY

There is one entrance to the slides through a queue line and up multiple flights of stairs. This attraction has a zero-depth beach entry and play elements spread throughout. Transfer steps are available at a second entrance close to the main walkway.

	Guests who use a standard wheelchair or electric convenience vehicle (ECV) must be able to leave their vehicles and walk or be assisted by their companion to the ride entrance.
---	--

HEALTH RECOMMENDATIONS



HEART TROUBLE



HIGH BLOOD PRESSURE



BACK OR NECK INJURY



RECENT INJURY OR ILLNESS



PREGNANCY


DOWNBOUND FLOAT TRIP

The Downbound Float Trip is a 1,500 foot long lazy river attraction featuring a zero-depth entry. Riders float in strong moving water with a depth of 2'6".

ALL RIDERS MUST MEET THE FOLLOWING RIDE REQUIREMENTS


- Ability To Exhibit Independent Seated Postural Control Under The Dynamic Conditions Of The Attraction
- Appropriate Observed Behavior

ATTRACTION RATING

Attraction Rating Category	Ride Symbol	Description
Low speed and/or shallow water		Passive water fun for those who just want to get wet and relax. For supervised toddlers and youngsters, seniors, handicapped or partially health limited Guests

ACCESSIBILITY

There is one entrance into this attraction with a zero-depth entry. Transfer steps are available on a second entrance close to Campsite Grill.

	Guests who use a standard wheelchair or electric convenience vehicle (ECV) must be able to leave their vehicles and walk or be assisted by their companion to the ride entrance.
---	--

HEALTH RECOMMENDATIONS



HEART TROUBLE



HIGH BLOOD PRESSURE



BACK OR NECK INJURY



RECENT INJURY OR ILLNESS



PREGNANCY


FIRE TOWER FALLS

Fire Tower Falls is a high thrill, speed slide complex featuring two separate high-speed single-rider body slides with a fast vertical drop in open flumes. Riders will experience fast and strong deceleration in a 6" deep runoff.

ALL RIDERS MUST MEET THE FOLLOWING RIDE REQUIREMENTS

- Ability To Exhibit Independent Seated Postural Control Under The Dynamic Conditions Of The Attraction
- Appropriate Observed Behavior

ATTRACTION RATING

Attraction Rating Category	Ride Symbol	Description
High thrill or deep-water attraction		Can be stressful to those who fear heights, high speed, or enclosed spaces. Not recommended for anyone with any kind of health or medical limitation.



HEIGHT REQUIREMENT



Guest must be at least 48 inches tall to ride.

ACCESSIBILITY

There is one entrance to this attraction through a queue line and up multiple flights of stairs.

	Guests who use a standard wheelchair or electric convenience vehicle (ECV) must be able to leave their vehicles and walk or be assisted by their companion to the ride entrance.
	Guests must be of the indicated height to experience this attraction.

HEALTH RECOMMENDATIONS



HEART TROUBLE



HIGH BLOOD PRESSURE



BACK OR NECK INJURY



RECENT INJURY OR ILLNESS



PREGNANCY


LITTLE CREEK FALLS

Little Creek Falls is a low speed shallow water attraction with mild twists and turns ending with a splash into a 6" deep pool. Little Creek Falls also features a multi-level play structure.

ALL RIDERS MUST MEET THE FOLLOWING RIDE REQUIREMENTS

- Ability To Exhibit Independent Seated Postural Control Under The Dynamic Conditions Of The Attraction
- Appropriate Observed Behavior

ATTRACTION RATING

Attraction Rating Category	Ride Symbol	Description
Low speed and/or shallow water		Passive water fun for those who just want to get wet and relax. For supervised toddlers and youngsters, seniors, handicapped or partially health limited Guests

HEIGHT RESTRICTION:



Guests taller than 48 inches must be accompanied by a child shorter than 48 inches.

ACCESSIBILITY

There is one entrance to the slides through a queue line and up multiple flights of stairs. This attraction has a zero-depth beach entry and play elements spread throughout.



Guests who use a standard wheelchair or electric convenience vehicle (ECV) must be able to leave their vehicles and walk or be assisted by their companion to the ride entrance.

HEALTH RECOMMENDATIONS



HEART TROUBLE



HIGH BLOOD PRESSURE



BACK OR NECK INJURY



RECENT INJURY OR ILLNESS



PREGNANCY


MOUNTAIN SCREAM

Mountain Scream is a high speed thrill ride through enclosed spiral tunnels with a fast vertical drop in an open channel. Guests will encounter a mild splash and deceleration into the 6" deep runoff.

ALL RIDERS MUST MEET THE FOLLOWING RIDE REQUIREMENTS

- Ability To Exhibit Independent Seated Postural Control Under The Dynamic Conditions Of The Attraction
- Appropriate Observed Behavior

ATTRACTION RATING

Attraction Rating Category	Ride Symbol	Description
High thrill or deep-water attraction		Can be stressful to those who fear heights, high speed, or enclosed spaces. Not recommended for anyone with any kind of health or medical limitation.



HEIGHT REQUIREMENT



Guests must be at least 48 inches tall to ride.

ACCESSIBILITY

There is one entrance to this attraction through a queue line and up multiple flights of stairs.

	Guests who use a standard wheelchair or electric convenience vehicle (ECV) must be able to leave their vehicles and walk or be assisted by their companion to the ride entrance.
	Guests must be of the indicated height to experience this attraction.

HEALTH RECOMMENDATIONS



HEART TROUBLE



HIGH BLOOD PRESSURE



BACK OR NECK INJURY



RECENT INJURY OR ILLNESS



PREGNANCY

MOUNTAIN TWIST

Guests ride on their stomachs holding onto a head-first mat and will encounter turns in an open flume. Guests will encounter a water splash and quick deceleration in a run out of water depth of 1'6".

ALL RIDERS MUST MEET THE FOLLOWING RIDE REQUIREMENTS

- Ability To Exhibit Independent Seated Postural Control Under The Dynamic Conditions Of The Attraction
- Ability To Hold On With Two Functioning Hands
- Appropriate Observed Behavior

ATTRACTION RATING

Attraction Rating Category	Ride Symbol	Description
Aggressive ride action requiring ride control and/or strong swimming skills		For Guests having no medical restrictions. Deep water may be encountered. Physical activity may be strenuous.



HEIGHT REQUIREMENT



Guests must be at least 36 inches tall to ride.

ACCESSIBILITY

There is one entrance to this attraction through a queue line and up multiple flights of stairs.

	Guests who use a standard wheelchair or electric convenience vehicle (ECV) must be able to leave their vehicles and walk or be assisted by their companion to the ride entrance.
	Guests must be of the indicated height to experience this attraction.

HEALTH RECOMMENDATIONS



HEART TROUBLE



HIGH BLOOD PRESSURE



BACK OR NECK INJURY



RECENT INJURY OR ILLNESS



PREGNANCY


MOUNTAIN WAVES

An ocean-like swimming pool with simulated waves that may be strong. Mountain waves features a zero-depth entry with maximum pool depths of 6'.

ALL RIDERS MUST MEET THE FOLLOWING RIDE REQUIREMENTS


- Ability To Exhibit Independent Seated Postural Control Under The Dynamic Conditions Of The Attraction
- Appropriate Observed Behavior

ATTRACTION RATING

Attraction Rating Category	Ride Symbol	Description
Aggressive ride action requiring ride control and/or strong swimming skills		For Guests having no medical restrictions. Deep water may be encountered. Physical activity may be strenuous.

ACCESSIBILITY

There is one entrance to this attraction through a zero-depth beach entry.

	Guests who use a standard wheelchair or electric convenience vehicle (ECV) must be able to leave their vehicles and walk or be assisted by their companion to the ride entrance.
---	--

HEALTH RECOMMENDATIONS




RAGING RIVER RAPIDS

Raging River Rapids is a high thrill ride with strong acceleration and deceleration and fast rotating turns in an open flume. Riders are seated in a raft and will splash into a splash pool with a water depth of 3’.

ALL RIDERS MUST MEET THE FOLLOWING RIDE REQUIREMENTS

- Ability To Exhibit Independent Seated Postural Control Under The Dynamic Conditions Of The Attraction
- Ability To Hold On With One Functioning Hand
- Appropriate Observed Behavior

ATTRACTION RATING

Attraction Rating Category	Ride Symbol	Description
High thrill or deep-water attraction		Can be stressful to those who fear heights, high speed, or enclosed spaces. Not recommended for anyone with any kind of health or medical limitation.



HEIGHT REQUIREMENT



Guest must be at least 36 inches tall to ride. Guests under 48 inches must be accompanied by an adult at least 16 years old.

ACCESSIBILITY

There is one entrance to this attraction through a queue line and up multiple flights of stairs.

	Guests who use a standard wheelchair or electric convenience vehicle (ECV) must be able to leave their vehicles and walk or be assisted by their companion to the ride entrance.
	Guests must be of the indicated height to experience this attraction.

HEALTH RECOMMENDATIONS



HEART TROUBLE



HIGH BLOOD PRESSURE



BACK OR NECK INJURY



RECENT INJURY OR ILLNESS



PREGNANCY


RIVERRUSH

RiverRush is a high thrill water ride consisting of enclosed and open slide sections. Riders will encounter strong acceleration and deceleration forces from the front, rear, and all sides while being propelled uphill, downhill, and through corners during the ride. Riders will encounter a moving walkway in the loading/unloading area.

ALL RIDERS MUST MEET THE FOLLOWING RIDE REQUIREMENTS

- Ability To Exhibit Independent Seated Postural Control Under The Dynamic Conditions Of The Attraction
- Ability To Hold On With One Functioning Hand
- Appropriate Observed Behavior

ATTRACTION RATING

Attraction Rating Category	Ride Symbol	Description
High thrill or deep-water attraction		Can be stressful to those who fear heights, high speed, or enclosed spaces. Not recommended for anyone with any kind of health or medical limitation.



HEIGHT REQUIREMENT



Guest must be at least 42 inches tall to ride.

ACCESSIBILITY

There is one entrance to this attraction through a main queue ramp. Riders may need companion assistance transferring to/from the ride vehicle at the load/unload station.

	Guests who use a standard wheelchair or electric convenience vehicle (ECV) must be able to leave their vehicles and walk or be assisted by their companion to the ride entrance.
	Guests must be of the indicated height to experience this attraction.

HEALTH RECOMMENDATIONS



HEART
TROUBLE



HIGH BLOOD
PRESSURE



BACK OR NECK
INJURY



RECENT INJURY
OR ILLNESS



PREGNANCY


SLICK ROCK RACER

This is an aggressive four-lane mat slide complex for single riders only. Guests ride on their stomachs holding onto a head-first mat and will encounter rapid acceleration and fast vertical drops in an open flume. Guests will encounter a mild splash and quick deceleration in a run out of water depth of 6’.

ALL RIDERS MUST MEET THE FOLLOWING RIDE REQUIREMENTS

- Ability To Exhibit Independent Seated Postural Control Under The Dynamic Conditions Of The Attraction
- Ability To Hold On With Two Functioning Hands
- Appropriate Observed Behavior

ATTRACTION RATING

Attraction Rating Category	Ride Symbol	Description
Aggressive ride action requiring ride control and/or strong swimming skills		For Guests having no medical restrictions. Deep water may be encountered. Physical activity may be strenuous.



HEIGHT REQUIREMENT



Guest must be at least 42 inches tall to ride.

ACCESSIBILITY

There is one entrance to this attraction through a queue line and up multiple flights of stairs.

	Guests who use a standard wheelchair or electric convenience vehicle (ECV) must be able to leave their vehicles and walk or be assisted by their companion to the ride entrance.
	Guests must be of the indicated height to experience this attraction.

HEALTH RECOMMENDATIONS



HEART TROUBLE



HIGH BLOOD PRESSURE



BACK OR NECK INJURY



RECENT INJURY OR ILLNESS



PREGNANCY


SWIFTWATER RUN

This is a high thrill ride with a fully enclosed tunnel that opens into an uncovered bowl and splashes into a 1'-6" deep runout. Guests will encounter fast, sharp turns and steep drops on SwiftWater Run.

ALL RIDERS MUST MEET THE FOLLOWING RIDE REQUIREMENTS

- Ability To Exhibit Independent Seated Postural Control Under The Dynamic Conditions Of The Attraction
- Ability To Hold On With One Functioning Hand
- Appropriate Observed Behavior

ATTRACTION RATING

Attraction Rating Category	Ride Symbol	Description
High thrill or deep-water attraction		Can be stressful to those who fear heights, high speed, or enclosed spaces. Not recommended for anyone with any kind of health or medical limitation.

HEIGHT REQUIREMENT





Guests must be at least 48 inches tall to ride.

WEIGHT RESTRICTION

- Single tubes may only be used by a single rider with a weight limit of 300lbs.
- Double tubes may only be used by 2 riders with a combined weight limit of 500lbs. Double tubes are intended for an adult with a child and 1 rider must be between 36"-50"

ACCESSIBILITY

There is one entrance to this attraction through a queue line and up multiple flights of stairs.

	Guests who use a standard wheelchair or electric convenience vehicle (ECV) must be able to leave their vehicles and walk or be assisted by their companion to the ride entrance.
	Guests must be of the indicated height to experience this attraction.

HEALTH RECOMMENDATIONS



HEART TROUBLE

HIGH BLOOD PRESSURE

BACK OR NECK INJURY

RECENT INJURY OR ILLNESS

PREGNANCY


TAILSPIN RACER

This is an aggressive four-lane mat slide complex for single riders only. Guests ride on their stomachs holding onto a head-first mat and will encounter rapid acceleration and fast vertical drops in closed and open flumes. Guests will encounter a mild splash and quick deceleration in a run out of water depth of 6”.

ALL RIDERS MUST MEET THE FOLLOWING RIDE REQUIREMENTS

- Ability To Exhibit Independent Seated Postural Control Under The Dynamic Conditions Of The Attraction
- Ability To Hold On With Two Functioning Hands
- Appropriate Observed Behavior

ATTRACTION RATING

Attraction Rating Category	Ride Symbol	Description
Aggressive ride action requiring ride control and/or strong swimming skills		For Guests having no medical restrictions. Deep water may be encountered. Physical activity may be strenuous.



HEIGHT REQUIREMENT



Guests must be at least 42 inches tall to ride.

ACCESSIBILITY

There is one entrance to this attraction through a queue line and up multiple flights of stairs.

	Guests who use a standard wheelchair or electric convenience vehicle (ECV) must be able to leave their vehicles and walk or be assisted by their companion to the ride entrance.
	Guests must be of the indicated height to experience this attraction.

HEALTH RECOMMENDATIONS



HEART TROUBLE



HIGH BLOOD PRESSURE



BACK OR NECK INJURY



RECENT INJURY OR ILLNESS



PREGNANCY


WILD RIVER FALLS

Wild River Falls is a four-slide complex featuring partially and fully enclosed slide flumes ending in a splash pool with water depth of 3 feet.

ALL RIDERS MUST MEET THE FOLLOWING RIDE REQUIREMENTS

- Ability To Exhibit Independent Seated Postural Control Under The Dynamic Conditions Of The Attraction
- Ability To Hold On With One Functioning Hand
- Appropriate Observed Behavior

ATTRACTION RATING

Attraction Rating Category	Ride Symbol	Description
High thrill or deep-water attraction		Can be stressful to those who fear heights, high speed, or enclosed spaces. Not recommended for anyone with any kind of health or medical limitation.

HEIGHT REQUIREMENT





Guests must be at least 48 inches tall to ride. Guests under 48 inches must be accompanied by an adult at least 16 years old.

WEIGHT RESTRICTION

- Single tubes may only be used by a single rider with a weight limit of 300lbs.
- Double tubes may only be used by 2 riders with a combined weight limit of 500lbs. Double tubes are intended for an adult with a child and 1 rider must be between 36"-50"

ACCESSIBILITY

There is one entrance to this attraction through a queue line and up multiple flights of stairs.

	Guests who use a standard wheelchair or electric convenience vehicle (ECV) must be able to leave their vehicles and walk or be assisted by their companion to the ride entrance.
	Guests must be of the indicated height to experience this attraction.

HEALTH RECOMMENDATIONS



HEART TROUBLE



HIGH BLOOD PRESSURE



BACK OR NECK INJURY



RECENT INJURY OR ILLNESS



PREGNANCY